
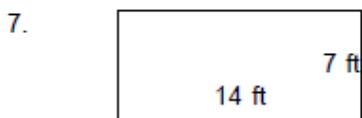
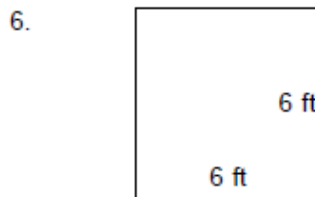
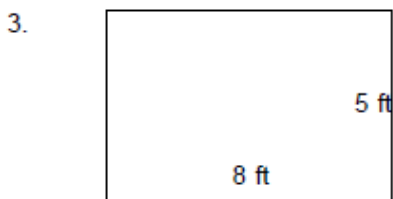



# AREA WORKSHEET

## 1. Find the area:



2. Find the area of a rectangle of length 24 cm and breadth 13 cm.

3. Find the area of a square of side 40 cm.

4. Find the area of a square of side 2 m.

5. Find the area of a rectangular field whose length is 10 m and breadth is 7 m.

6. Calculate the **area** of a square patch of grass of side 6 cm.

7. Find the area of a rectangle when:

(a) *length = 3 m, breadth = 8 m.*

(b) *length = 8 m breadth = 2 m.*

8. Find the area of a rectangle of length 78 mm and breadth 26 mm.

9. Find the area of a Square when:

(a) *Side = 3 m*

(b) *Side = 8 m*

10. Calculate the **area** of a square ground of side 9 m.

**SUCHI BANSAL**

